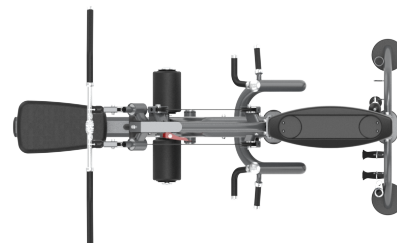


DA SELECTORIZED SERIES

DA041 - PULLDOWN / MID ROW



PRODUCT OVERVIEW

The DA041 is a dual-function, selectorized back training machine that combines both lat pulldown and seated row capabilities, specifically engineered to comprehensively develop both back width and thickness. Designed to meet diverse training paths and user profiles, the machine features a robust structure, precision manufacturing, and a high-smoothness pulley system that ensures excellent stability and fluidity under intense training, enhancing both exercise control and overall experience.

The machine comes equipped with four interchangeable handles, enabling multi-angle and variable-width grip options that support a full range of back training—from wide-grip lat engagement to deep contraction movements. The lat pulldown module includes a 13-position adjustable pulley height system, allowing users of different heights to find ideal grip points while maintaining a complete range of motion. The leg hold-down system offers four height settings plus a stowaway position, ensuring training stability and post-use convenience without interfering with the rowing motion.

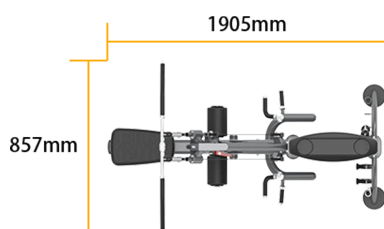
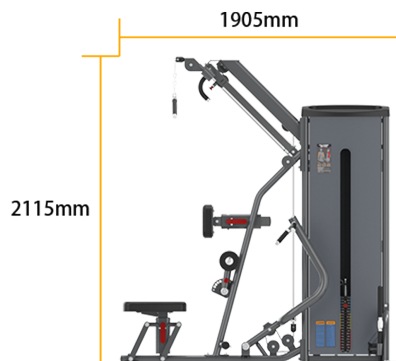
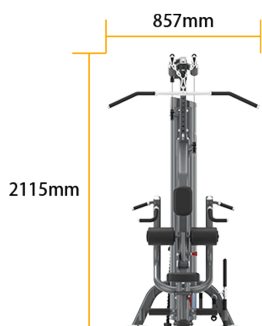
The seated row module includes three handles of varying height and angle to accommodate different arm pulling trajectories, effectively targeting the latissimus dorsi, teres major, rhomboids, and trapezius. The movement path is biomechanically optimized to follow the natural shoulder joint pattern, ensuring smooth execution and focused muscle engagement. A 10-position adjustable chest pad, combined with a seat that offers front-rear switching and seven height settings, allows users of different heights and arm spans to align their bodies precisely with the movement path. Additionally, a horizontal foot support increases ankle flexibility and accommodates varied training postures.

With its compact footprint and integrated functionality, the DA041 is built to meet the high standards of premium commercial fitness facilities seeking structured, scientifically designed back training solutions with maximum space efficiency.

SPECIFICATIONS & KEY FEATURES

Specifications

Dimension:	1905*857*2115mm
Net Weight:	133kg
Weight Stack Options:	100kg
Max Weight Stack:	125kg
Main Frame Tubing:	PT50×100×2.5
Target Muscle Groups:	Back
Standard Color Scheme:	Main body BIC0140 gray/Shield 425CHD




Product Features



Dual-Function Design

Combines lat pulldown and seated row functions in one unit, providing complete back muscle activation while maximizing space efficiency.




Multi-Directional Adjustable Seat

The seat adjusts forward and backward and offers 7 height settings to accommodate users of different heights and exercise modes, ensuring optimal body alignment.




13 Level Pulley Height Adjustment

13-Dual-pulley design enables greater motion freedom and path variety, enhancing muscle isolation and training precision.



4+1 Position Adjustable Thigh Pad

Accommodates various leg lengths and circumferences for stable support, with a dedicated storage position to prevent interference with rowing movements.



10 Level Chest Pad Adjustment

10-Works in conjunction with seat positioning to accommodate different arm lengths and motion ranges, improving comfort and range of motion.



Interchangeable Handles for Versatile Grips

Includes a range of handles with varying widths and angles to enable multi-directional back muscle stimulation for targeted development.